

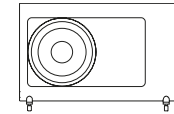
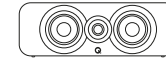
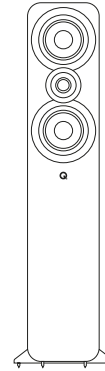
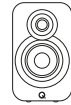
Q 3050i

A striking floorstanding speaker with twin 165mm (6.5 in) and 22mm (0.9 in) precision drivers, this can be floor-mounted using rubber feet or spikes (provided). Q 3050i also features a rear outrigger plinth for extra stability.

- The internal structure of the Q 3050i has been designed to incorporate what we have learned about minimising unwanted resonances using Helmholtz Pressure Equalisation (HPE™). This greatly improves the linearity of the bass performance while the cabinet uses Point-to-Point (P2P™) bracing techniques to reduce intrusive cabinet vibrations. Both technologies come from our experience with Concept Series speaker developments.
- Foam bungs are provided for the rear-facing ports to help with less than ideal room positioning. The level of bass can be reduced to compensate, but definition and bass extension are increased.
- Conventional terminal panel cut-outs have been removed, giving greatly improved structural integrity to the enclosures and instead, new low profile binding posts have been incorporated with sockets deep enough to accept 4mm (0.16 in) Banana Plugs (We always recommend QED Speaker Cables).



Specifications



	Q 3010i	Q 3020i	Q 3050i Floorstanding	Q 3090Ci	Q 3060S
Loudspeaker					
Enclosure Type	2-way reflex	2-way reflex	2-way reflex	2-way reflex	infinite baffle
Bass Unit	100 mm (4in)	125 mm (5in)	2 x 165 mm (6.5in)	2 x 100 mm (4in)	200 mm (8in)
Treble Unit	22 mm (0.9in)	22 mm (0.9in)	22 mm (0.9in)	22 mm (0.9in)	-
Frequency Response (+3 dB, -6 dB)	65 Hz – 30 kHz	64 Hz – 30 kHz	44 Hz – 30 kHz	75 Hz – 30 kHz	35 – 250 Hz
Average Impedance	6 Ω	6 Ω	6 Ω	6 Ω	-
Minimum Impedance	4 Ω	4 Ω	4 Ω	4 Ω	-
Sensitivity (2.83 Vrms@1 m)	86 dB	88 dB	91 dB	89 dB	-
Stereo Amplifier Power	15 – 75 W	25 – 75 W	25 – 180 W	25 – 100 W	-
AV Receiver (2 ch. driven)	50 - 125 W	50 - 125 W	50 - 165 W	50-165 W	-
Internal Amplifier Power	-	-	-	-	150 W Class D
Cross-over Frequency	2.6 kHz	2.4 kHz	2.5 kHz	2.7 kHz	35 – 250 Hz (var)
Effective Volume	4.0 L (244 cu in)	6.1 L (372 cu in)	32.4 L (1977 cu in)	6.6 L (403 cu in)	10.6 L (647 cu in)
Enclosure Dimensions (WxHxD) (inc. grille terminals and feet)	150 x 253 x 252 mm (5.9 x 10.0 x 10in)	170 x 278 x 282 mm (6.7 x 11.0 x 11.1in)	310 x 1020 x 310 mm (12.2 x 40.1 x 12.2in)	430 x 152 x 216 mm (16.9 x 6.0 x 8.5in)	480 x 300 x 150 mm (18.9 x 11.8 x 5.9 in)
Weight (per speaker)	4.1 kg (9.0 lbs)	5.5 kg (12.1 lbs)	17.8 kg (39.2 lbs)	6 kg (13.2 lbs)	8.5 kg (18.7 lbs)
Stock codes	QA3510 Grey QA3512 Walnut QA3516 Black QA3518 White	QA3520 Grey QA3522 Walnut QA3526 Black QA3528 White	QA3550 Grey QA3552 Walnut QA3556 Black QA3558 White	QA3560 Grey QA3562 Walnut QA3566 Black QA3568 White	QA3590 Grey QA3592 Walnut QA3596 Black QA3598 White