
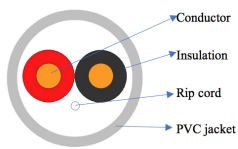



Product Specification





<p>18-2 LVB Plenum</p> <p>Spec No: 61866-A</p> <p>Date: 08/07/2006</p> <p>Approved By: Brian Rizzo</p> 	<p>Cross Section</p> 	<p>Packaging</p> <p>Spool 1000 Ft.</p> <p>Colors</p> 
---	--	---

<h2>Description</h2>									
<p>18-2 LVB, 18AWG, 2 Conductor, Solid, Twisted and Unshielded cable.</p>									
<p>Description</p> <table border="0"> <tr> <td>Rated Voltage (V)</td> <td>300</td> </tr> <tr> <td>Rated Temperature (°C)</td> <td>75</td> </tr> <tr> <td>Product Standard Certification</td> <td>(UL) C(UL) CMP FT6</td> </tr> <tr> <td>Flame test</td> <td>CMP FT6</td> </tr> </table>		Rated Voltage (V)	300	Rated Temperature (°C)	75	Product Standard Certification	(UL) C(UL) CMP FT6	Flame test	CMP FT6
Rated Voltage (V)	300								
Rated Temperature (°C)	75								
Product Standard Certification	(UL) C(UL) CMP FT6								
Flame test	CMP FT6								
<p>Reference Standard:</p> <p>UL13 & UL444 and the customer's specification</p>									

<h2>Performance</h2>											
<p>Electrical Characteristics (20°C)</p> <table border="0"> <tr> <td>Minimum Bending Radius</td> <td>≥15 * Φ</td> </tr> <tr> <td>Spark Test</td> <td>2500V DC</td> </tr> <tr> <td>Cable Cold Bend</td> <td>-20°C for 4 hours</td> </tr> <tr> <td>Conductor DC Resistance</td> <td>≤ 21.4 Ohms/KM</td> </tr> <tr> <td>Dielectric Strength</td> <td>500V AC for 1 min</td> </tr> </table>		Minimum Bending Radius	≥15 * Φ	Spark Test	2500V DC	Cable Cold Bend	-20°C for 4 hours	Conductor DC Resistance	≤ 21.4 Ohms/KM	Dielectric Strength	500V AC for 1 min
Minimum Bending Radius	≥15 * Φ										
Spark Test	2500V DC										
Cable Cold Bend	-20°C for 4 hours										
Conductor DC Resistance	≤ 21.4 Ohms/KM										
Dielectric Strength	500V AC for 1 min										
<table border="0"> <tr> <td>Tensile Strength</td> <td>≥17.2Mpa (unaged)</td> </tr> <tr> <td>Elongation</td> <td>≥100% (unaged)</td> </tr> </table>		Tensile Strength	≥17.2Mpa (unaged)	Elongation	≥100% (unaged)						
Tensile Strength	≥17.2Mpa (unaged)										
Elongation	≥100% (unaged)										
<p>Mechanical Characteristics</p> <table border="0"> <tr> <td>Test Object</td> <td>Jacket</td> </tr> <tr> <td>Test Material</td> <td>CMP-PVC</td> </tr> </table> <p><small>Sequential footmarks applied every four feet in conjunction with the print legend. "XXX/XXX" Stands for Length. eg: 000/1000;004/0996;008/0992...</small></p>		Test Object	Jacket	Test Material	CMP-PVC						
Test Object	Jacket										
Test Material	CMP-PVC										

<h2>Construction</h2>	
<p>Conductor Component</p> <p>AWG Solid Dia. (±0.05mm)</p>	<p>Oxygen Free Solid Wire 2C 18 1.02</p>
<p>Insulation</p> <p>Avg. Thickness (mm) Insulation Dia. (mm)</p>	<p>0.25+/-0.08 1.53 +/- 0.15mm</p>
<p>Layer Length:</p>	<p>50mm</p>
<p>Ripcord Jacket</p> <p>Nom. Thickness (mm) Outer Dia. (mm)</p>	<p>Nylon (150D) PVC 0.38 +/- 0.08 4.6 +/- 0.3</p>
<p>Insulation Colors:</p>	<p>1. Red 2. Black</p>
<p>Jacket:</p>	<p>1. Violet 2. Gray</p>

<h2>Compliance</h2>			
		<p>CL3P</p>	<p>FT6</p>

Jacket Marking

ICE CABLE SYSTEMS 18-2 LVB PLENUM CABLE FOR LUTRON LIGHTING SYSTEMS 18AWG 2C E301442-77 (UL) CL C(UL) CMP FT6 75C ROOM: A B C D E F G H 1 2 3 4 5 6 7 8 "ROHS" XXX/XXX FT DDMMYY