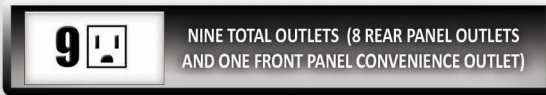
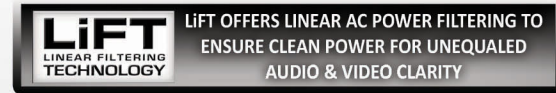

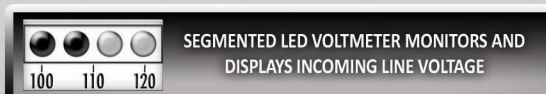


THE POWER OF **FURMAN** TECHNOLOGY


ALL CLASSIC MODELS FEATURE



ADDITIONAL PL-PLUS C FEATURES:



ADDITIONAL PL-PLUS DMC FEATURES:



CLASSIC SERIES REAR PANEL (ALL 15AMP MODELS)



CLASSIC SERIES SPECIFICATIONS

MAXIMUM OUTPUT CURRENT:
15 AMPS

LINE CORD:
CAPTIVE 3/14 AWG, 10 FT BLACK CORD WITH NEMA 15 PLUG

PULL OUT LIGHTS:
TWO MULTI-LED, DIMMABLE LAMPS

BNC SOCKET W/SWITCH:
REAR RACK LAMP, 12VAC 500MA MAX (LAMP NOT INCLUDED)

OPERATING VOLTAGE:
90 TO 139 VAC

OVER VOLTAGE SHUTDOWN:
140 VAC NOMINAL

SPIKE PROTECTION MODES:
LINE TO NEUTRAL, ZERO GROUND LEAKAGE

SPIKE CLAMPING VOLTAGE:
188 VAC PEAK @3,000 AMPS

RESPONSE TIME:
1 NANOSECOND

MAXIMUM SURGE CURRENT:
6,500 AMPS

NOISE ATTENUATION:
10 DB @ 10KHZ, 40 DB @ 100KHZ, 50 DB @500 KHZ

DIMENSIONS:
19" W x 10.5" D x 1.75" H

WEIGHT:
12 LBS.

POWER CONSUMPTION:
12 WATTS